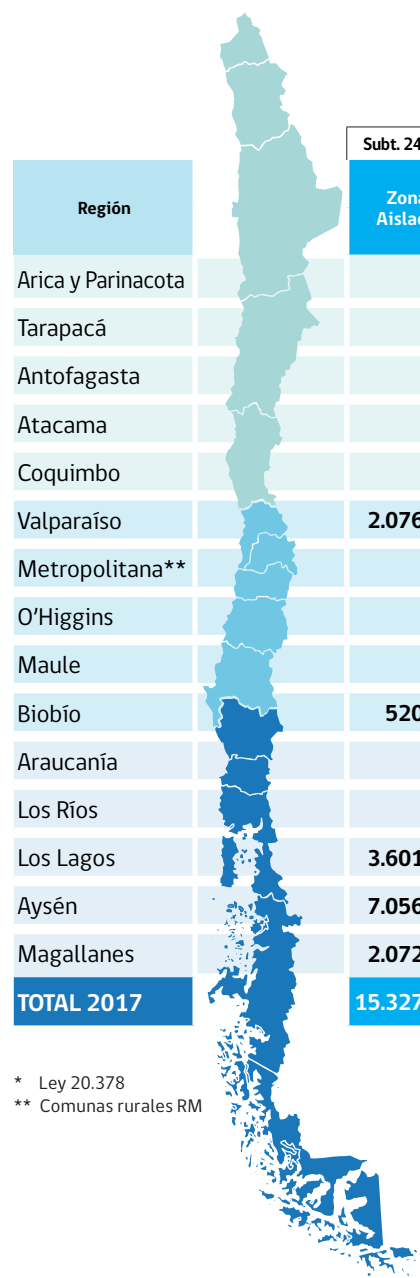


PRESUPUESTO SUBSIDIOS AÑO **2017**, POR REGIONES

en miles de pesos



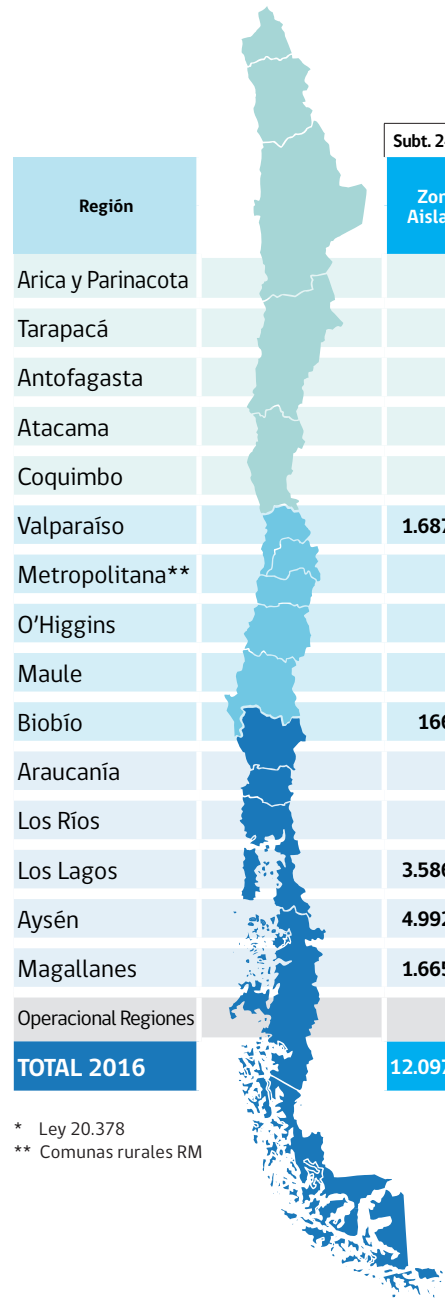
Región	Subt. 24-511	Subt. 24-01 512 regiones											Subt. 31-01	Subt. 33	TOTAL		
	Zonas Aisladas	Zonas Licitadas	Zonas Licitadas	Zonas no Licitadas	Programa de Apoyo Al Transporte Regional (Art. 5a*)								Subtotal 512	Iniciativas de Inversión		Transferencias de Capital	
		(Art. 3b*)	Perímetros	(Art. 4a*)	Zonas Aisladas	Zonas Extremas	Transporte Escolar	Otros Programas	Operación	Conectividad Rural	TNE EXT	Art.5 (3 UTM)		002		33-01	
Arica y Parinacota				81.135	185.213		619.135					132.694	39.311	1.057.487			1.057.487.402
Tarapacá		1.775.804	12.000	1.209	347.782		90.846		54.083			454.131	55.506	2.791.362	460.000		3.251.361.504
Antofagasta		4.083.745	1.245.021	241.313	408.643		252.644		62.296			1.156.679	135.159	7.585.500			7.585.500.112
Atacama			700.000	294.734	208.730		253.193		121.651			120.210	36.955	1.735.472			1.735.472.388
Coquimbo				1.849.207	546.723		318.162		58.921	256.768	2.451.138	114.694	5.595.612	427.000			6.022.612.260
Valparaíso	2.076.428	17.737.549	480.000	908.979	530.916		839.105		120.017		2.680.121	493.227	23.789.914	2.574.857	1.896.898		30.338.097.085
Metropolitana**					55.800		2.011.621		290.901	52.800	1.717.248	274.588	4.402.958		1.018.404		5.421.361.546
O'Higgins		1.424.202	120.000	425.018	579.240		2.140.663		61.963	102.432	698.994	125.736	5.678.248				5.678.247.563
Maule			2.552.602	2.377.140	1.140.205		2.248.941	1.690.395	74.027	94.587	1.473.898	315.076	11.966.871				11.966.870.828
Biobío	520.739	12.123.926	2.685.359	2.151.979	4.078.497		1.411.190	574.930	107.059	180.960	4.490.858	560.954	28.365.713		3.618.247		32.504.698.443
Araucanía		170.644	4.767.135	950.321	4.152.246		2.939.208		196.810	618.911	1.464.187	237.191	15.496.653	2.486.878			17.983.530.905
Los Ríos				595.151	2.595.643		3.700.259		101.918	111.804	295.732	87.603	7.488.110				7.488.110.209
Los Lagos	3.601.193		284.397	1.033.436	10.497.971		4.042.493	1.462.500	133.945	468.722	1.095.934	232.921	19.252.319	1.759.764			24.613.275.898
Aysén	7.056.563			46.329	2.235.491		377.810	513.400	276.261	54.302	64.114	12.073	3.579.779				10.636.342.579
Magallanes	2.072.755			92.730	1.686.520	3.564.000	119.962	523.600	25.928	137.967	49.576	10.306	6.210.589				8.283.344.172
TOTAL 2017	15.327.678	37.315.870	12.846.514	11.048.680	29.249.618	3.564.000	21.365.230	4.764.825	1.685.780	2.079.253	18.345.515	2.731.301	144.996.587	7.708.499	6.533.549		174.566.312.894

* Ley 20.378
** Comunas rurales RM



SUBSIDIOS EJECUTADOS AÑO 2016, POR REGIONES

en miles de pesos



Región	Subt. 24-511	Subt. 24-01 512 regiones											Subt. 31-01	Subt. 33	TOTAL		
	Zonas Aisladas	Zonas Licitadas	Zonas Licitadas	Zonas no Licitadas	Programa de Apoyo Al Transporte Regional (Art. 5a*)								Subtotal 512	Iniciativas de Inversión		Transferencias de Capital	
		(Art. 3b*)	Perímetros	(Art. 4a*)	Zonas Aisladas	Zonas Extremas	Transporte Escolar	Otros Programas	Operación	Servicio Elecciones	Conectividad Rural	TNE EXT		Art.5 (3 UTM)		002	33-01
Arica y Parinacota				267.097	166.212		491.314	155.000		10.648		131.328	35.786	1.257.386			1.257.386
Tarapacá		1.698.984			360.250		79.963	160.000				408.513	54.721	2.762.431	5.969		2.768.400
Antofagasta		3.695.836		500.736	314.796		192.149	145.756		865	22.332	1.068.415	127.099	6.067.984			6.067.984
Atacama				380.010	304.941		214.122	205.000			9.531	124.387	33.868	1.271.859	107.561		1.379.420
Coquimbo				2.127.480	531.495		296.461	75.000			255.915	916.904	109.970	4.313.224	722.190		5.035.415
Valparaíso	1.687.023	15.953.675		1.325.352	411.860		446.335	100.000		4.276	8.431	4.074.926	460.819	22.785.674	1.212.421	6.323.297	32.008.414
Metropolitana**					55.286		1.943.906	600.000		4.433	52.152	1.323.703	257.916	4.237.395	512.336	998.665	5.748.396
O'Higgins		977.203		440.767	470.018		1.973.741	460.000		8.346	86.504	727.222	119.151	5.262.953	826.747		6.089.700
Maule				3.151.832	902.495		1.805.180			11.480	92.220	1.790.178	294.782	8.048.166			8.048.166
Biobío	166.057	11.489.568		4.466.679	2.452.726		1.164.281	1.744.170		6.680	160.676	4.411.384	523.348	26.419.512	294.645	3.548.117	30.428.331
Araucanía		47.070	45.575	3.159.908	2.719.370		2.500.688	437.318		71.454	653.302	1.513.201	221.150	11.369.036	2.498.743		13.867.780
Los Ríos				1.245.754	2.116.222		2.380.868			18.752	106.818	504.650	81.854	6.454.918	1.388.390		7.843.308
Los Lagos	3.586.742			2.185.380	8.107.290		3.451.138	944.867			231.809	1.148.184	220.211	16.288.879	2.073.866		21.949.486
Aysén	4.992.456			42.781	1.406.630		350.712			9.710	56.277	63.216	15.372	1.944.697	4.800		6.941.953
Magallanes	1.665.428			86.867	1.489.964	2.468.932	107.121	100.000		6.715	117.795	48.881	11.394	4.437.669	64.818		6.167.915
Operacional Regiones									1.672.659					1.672.659			1.672.659
TOTAL 2016	12.097.706	33.862.336		19.380.644	21.809.555	2.468.932	17.397.978	5.127.112	1.672.659	153.359	1.853.761	18.255.092	2.567.441	124.594.443	9.712.486	10.870.079	157.274.714


* Ley 20.378

** Comunas rurales RM



SUBSIDIOS EJECUTADOS AÑO 2015, POR REGIONES

en miles de pesos



Región	Subt. 24-511	Subt. 24-01 512 regiones										Subt. 31-01	Subt. 33	TOTAL	
	Zonas Aisladas	Zonas Licitadas	Zonas no Licitadas	Programa de Apoyo Al Transporte Regional (Art. 5a*)							Subtotal 512	Iniciativas de Inversión	Transferencias de Capital		
		(Art. 3b*)	(Art. 4a*)	Zonas Aisladas	Zonas Extremas	Transporte Escolar	Otros Programas	Operación	Conectividad Rural	TNE EXT		Art.5 (3 UTM)	002		33-01
Arica y Parinacota			330.174	154.303		405.326				118.107	20.255	1.028.166			1.028.166
Tarapacá		1.625.656	4.723	320.298		39.026	150.000			391.706	60.766	2.592.177	116.415		2.708.591
Antofagasta		3.487.959	313.295	282.774		96.621				1.013.037	101.277	5.294.964	364.880		5.659.844
Atacama			503.962	254.189		37.071				106.996	20.255	922.474	1.015.972		1.938.446
Coquimbo			1.226.290	576.815		235.013	165.000		90.055	826.442	101.277	3.220.891	537.578		3.758.468
Valparaíso	1.741.585	14.187.736	1.271.090	303.050		124.180	394.264			3.871.857	344.342	20.496.519	4.959.968	1.811.748	29.009.820
Metropolitana**				39.381		1.751.672			96.911	1.528.481	202.554	3.619.000	1.525.225	4.505.473	9.649.698
O'Higgins		1.094.161	531.313	490.828		1.694.631			51.319	678.495	101.277	4.642.024	760.752		5.402.776
Maule			2.761.185	782.009		1.547.120			46.139	1.611.647	222.810	6.970.909			6.970.909
Biobío	502.672	11.167.581	2.734.912	1.893.539		975.538	1.800.000		114.630	4.100.350	384.853	23.171.404	1.041.088	7.951.144	32.666.308
Araucanía		43.936	1.915.585	2.643.290		1.879.543	713.594		165.793	1.357.539	162.044	8.881.324	3.089.394		11.970.718
Los Ríos	292.640		864.738	1.581.132		2.181.113			68.592	455.563	60.766	5.211.904	994.581		6.499.125
Los Lagos	3.642.761		1.627.816	6.784.946		2.342.024	793.097		107.724	1.016.108	182.299	12.854.013	2.611.798		19.108.572
Aysén	3.989.095		55.534	1.496.898		277.974			13.450	57.067	40.511	1.941.433	175.250		6.105.778
Magallanes	1.697.162		115.921	1.425.616	1.360.025	74.207				44.127	20.255	3.040.151	143.175		4.880.487
Operacional Regiones								1.501.979				1.501.979			1.501.979
TOTAL 2015	11.865.914	31.607.030	14.256.538	19.029.071	1.360.025	13.661.058	4.015.955	1.501.979	754.612	17.177.522	2.025.544	105.389.333	17.336.074	14.268.364	148.859.685

* Ley 20.378

** Comunas rurales RM

SUBSIDIOS EJECUTADOS AÑO 2014, POR REGIONES

en miles de pesos

Región	Subt. 24-511	Subt. 24-01 512 regiones								Subt. 31-01	Subt. 33	TOTAL	
	Zonas Aisladas	Zonas Licitadas	Zonas no Licitadas	Programa de Apoyo Al Transporte Regional (Art. 5a*)					Subtotal 512	Iniciativas de Inversión	Transferencias de Capital		
		(Art. 3b*)	(Art. 4a*)	Zonas Aisladas	Zonas Extremas	Transporte Escolar	Otros Programas	Operación	Conectividad Rural	002	33-01		
Arica y Parinacota	0	-	189.707	135.703	-	354.492	47.550	-	-	727.452	52.930	-	780.382
Tarapacá	0	1.515.786	6.082	304.593	-	32.753	77.907	-	-	1.937.122	-	-	1.937.122
Antofagasta	0	3.418.527	199.582	251.756	-	96.243	321.244	-	-	4.287.351	-	-	4.287.351
Atacama	0	-	313.158	123.737	-	44.167	297.452	-	-	778.515	-	-	778.515
Coquimbo	0	-	1.400.685	557.849	-	254.711	348.974	-	41.837	2.604.056	20.517	-	2.624.573
Valparaíso	1.129.411	14.124.859	858.601	332.728	-	133.075	737.308	-	-	16.186.571	867.504	1.740.916	19.924.401
Metropolitana**	0	-	-	-	-	1.913.180	247.248	-	-	2.160.428	891.674	4.329.327	7.381.429
O'Higgins	0	944.489	331.971	480.967	-	1.935.135	215.344	-	32.052	3.939.960	-	-	3.939.960
Maule	0	-	2.191.294	820.117	-	1.643.819	434.084	-	19.420	5.108.734	231.967	-	5.340.702
Biobío	298.800	10.568.040	1.686.506	2.247.734	-	960.831	1.683.721	-	60.597	17.207.428	45.141	3.320.718	20.872.087
Araucanía	0	127.096	2.138.533	2.425.925	-	1.732.199	273.686	-	37.494	6.734.933	515.029	-	7.249.962
Los Ríos	950.749	-	827.565	1.028.856	-	2.340.343	102.435	-	70.809	4.370.007	2.000	-	5.322.756
Los Lagos	3.468.739	-	1.386.065	4.744.026	-	2.443.336	748.606	-	17.570	9.339.603	580.509	-	13.388.852
Aysén	4.092.066	-	33.797	1.354.113	-	285.825	57.048	-	-	1.730.784	17.565	-	5.840.415
Magallanes	1.637.249	-	72.507	1.172.669	867.952	70.319	22.926	-	-	2.206.373	-	-	3.843.622
Operacional Regiones									1.226.743	1.226.743			1.226.743
TOTAL 2014	11.577.014	30.698.797	11.636.053	15.980.774	867.952	14.240.428	5.615.535	1.226.743	279.778	80.546.061	3.224.836	9.390.962	104.738.872

* Ley 20.378

** Comunas rurales RM



SUBSIDIOS EJECUTADOS AÑO 2013, POR REGIONES

en miles de pesos

Región	Subt. 24-511	Subt. 24-01 512 regiones								Subt. 31-01	Subt. 33	TOTAL		
	Zonas Aisladas	Zonas Licitadas	Zonas no Licitadas	Programa de Apoyo Al Transporte Regional (Art. 5a*)					Subtotal 512	Iniciativas de Inversión	Transferencias de Capital			
		(Art. 3b*)	(Art. 4a*)	Zonas Aisladas	Zonas Extremas	Transporte Escolar	Otros Programas	Servicio Elecciones		Conectividad Rural	002		33-01	
Arica y Parinacota			163.599	113.054			246.597	60.000	14.490			3.974.320	4.572.060	
Tarapacá		1.374.133	5.245	261.190			29.608		3.320			169.000	1.842.497	
Antofagasta		3.483.180	172.115	217.247			74.103		2.815			400.000	4.349.459	
Atacama			270.060	72.505			39.603	140.000	2.139				524.308	
Coquimbo			1.207.919	469.159			238.860		25.655			1.800.000	3.741.593	
Valparaíso	808.000	14.518.002	740.438	250.445			111.086	493.065	6.291		16.119.326	3.656	7.394.897	24.325.879
Metropolitana**							1.741.954	1.401.552	4.429		3.147.934	1.888.500	1.572.778	6.609.212
O'Higgins		1.277.927	286.285	385.877			1.681.067	2.379.083	6.510		6.016.749	1.500	5.491.992	11.510.241
Maule			1.889.723	410.301			1.486.952		17.580		3.804.556	45.687	3.682.710	7.532.953
Biobío	75.712	10.735.376	1.454.405	1.329.441			797.368	1.574.000	15.690	7.933	15.914.213		4.000.000	19.989.925
Araucanía		127.535	1.844.223	2.041.041			1.584.495	2.761.453	58.236	3.488	8.420.471		150.000	8.570.471
Los Ríos	662.751		713.673	831.955			2.025.445		15.387	44.774	3.631.234		2.285.723	6.579.708
Los Lagos	3.062.120		1.195.311	5.086.901			2.195.627	1.220.937	59.867	1.600	9.760.243	7.269	150.000	12.979.631
Aysén	4.112.822		29.146	643.595			258.119	70.000	12.511		1.013.372		150.000	5.276.194
Magallanes	1.225.616		62.528	834.515	688.083		66.408	1.963.208	6.195		3.620.937		1.200.000	6.046.554
TOTAL 2013	9.947.021	31.516.153	10.034.671	12.947.226	688.083	12.577.291	12.063.297	251.115	57.794	80.135.632	1.946.612	32.421.420	124.450.685	

* Ley 20.378

** Comunas rurales RM



SUBSIDIOS EJECUTADOS AÑO 2012, POR REGIONES

en miles de pesos

Región	Subt. 24-511	Subt. 24-01 512 regiones							Subt. 33-02	TOTAL
	Zonas Aisladas	Zonas Licitadas	Zonas no Licitadas	Programa de Apoyo al Transporte Regional (Art. 5a*)				Subtotal 512	Transferencia a Subdere	
		(Art. 3b*)	(Art. 4a*)	Zonas Aisladas	Zonas Extremas	Transporte Escolar	Otros Programas		(Art. 5b*)	
Arica y Parinacota	0	0	232.632	99.538	0	138.170	49.924	520.263	3.048.000	3.568.263
Tarapacá	0	1.264.782	4.449	274.351	0	0	1.905.722	3.449.305	1.000.000	4.449.305
Antofagasta	0	3.375.688	168.263	219.227	0	55.550	1.811.772	5.630.500	1.386.000	7.016.500
Atacama	0	0	284.787	64.307	0	39.146	505.145	893.385		893.385
Coquimbo	0	0	1.468.114	481.947	0	255.736	1.483.238	3.689.034	596.000	4.285.034
Valparaíso	736.422	13.710.632	490.688	159.152	0	98.785	1.111.422	15.570.678	2.000.000	18.307.100
Metropolitana**	0			0	0	1.969.265	1.331.994	3.301.259		3.301.259
O'Higgins	0	1.366.118	109.321	393.087	0	2.450.519	641.990	4.961.035	8.491.000	13.452.035
Maule	30.000	0	2.050.576	760.813	0	1.623.843	1.437.648	5.872.880	4.075.000	9.977.880
Biobío	0	10.450.394	900.161	2.018.938	0	877.980	4.469.885	18.717.359	4.712.000	23.429.359
Araucanía	0	63.513	2.033.754	1.767.785	0	1.599.479	1.751.823	7.216.355		7.216.355
Los Ríos	717.734	0	1.055.568	745.696	0	2.157.429	1.460.579	5.419.272	1.000.000	7.137.006
Los Lagos	1.856.722	0	1.449.821	4.345.736	0	2.374.642	1.314.472	9.484.671	7.072.000	18.413.393
Aysén	4.962.919	0	6.648	0	0	201.620	595.588	803.857		5.766.775
Magallanes	1.417.643	0	78.164	518.816	580.585	53.698	495.625	1.726.888	2.600.000	5.744.531
TOTAL 2012	9.721.440	30.231.127	10.332.947	11.849.393	580.585	13.895.861	20.366.827	87.256.740	35.980.000	132.958.180

* Ley 20.378

** Comunas rurales RM



SUBSIDIOS EJECUTADOS AÑO 2011, POR REGIONES

en miles de pesos

Región	Subt. 24-511	Subt. 24-512 regiones						Subt. 33	TOTAL	
	Zonas Aisladas	Zonas Licitadas	Zonas no Licitadas	Programa de Apoyo al Transporte Regional (Art. 5a*)			Subtotal 512	Transferencia a Subdere (Art. 5b*)		
		(Art. 3b*)	(Art. 4a*)	Zonas Aisladas	Zonas Extremas	Transporte Escolar				Otros Programas
Arica y Parinacota			4.764	94.647		23.499	3.573.267	3.696.177	653.449	4.349.626
Tarapacá		1.150.770	3.431	222.981		0	298.566	1.675.748	749.245	2.424.993
Antofagasta		2.385.858	129.442	112.139		60.787	809.783	3.498.009	982.482	4.480.491
Atacama			219.585	33.141		35.582	595.642	883.950	845.650	1.729.600
Coquimbo			1.132.809	288.582		155.974	886.198	2.463.562	1.186.897	3.650.459
Valparaíso	656.679	12.832.365	385.743	108.592		45.717	10.457.138	23.829.555	5.361.068	29.847.302
Metropolitana**		338.037				995.298	1.002.538	2.335.873	2.856.432	5.192.305
O'Higgins		869.299	84.923	299.239		1.819.752	1.306.964	4.380.177	2.228.333	6.608.510
Maule	238.321		1.590.322	302.506		1.445.465	2.177.366	5.515.659	1.658.716	7.412.696
Biobío		9.533.368	693.377	1.063.475		619.524	7.184.274	19.094.018	7.035.867	26.129.885
Araucanía	995.179		1.577.292	283.159		1.271.495	3.426.241	6.558.187	1.862.017	9.415.384
Los Ríos	769.720		991.710	571.397		1.623.166	1.131.801	4.318.074	958.898	6.046.692
Los Lagos	1.611.301		1.180.359	3.013.052		1.699.825	1.537.003	7.430.239	4.205.737	13.247.277
Aysén	4.094.851		5.216			166.650	262.089	433.955	1.342.849	5.871.655
Magallanes	1.685.038		67.497		352.354	46.879	853.066	1.319.796	972.360	3.977.194
TOTAL 2011	10.051.089	27.109.695	8.066.470	6.392.912	352.354	10.009.612	35.501.936	87.432.979	32.900.000	130.384.068

* Ley 20.378

** Comunas rurales RM



SUBSIDIOS EJECUTADOS AÑO 2010, POR REGIONES

en miles de pesos

Región	511		Art. 5a) 512				Subt. 33-02		TOTAL	
	Zonas Aisladas	(Art. 3b)	(Art. 4)	(Art. 4b)	Zonas Aisladas	Transporte Escolar	Zonas Extremas	Otros		(Art. 5b)
Arica y Parinacota	55.400		222.928	127.915	41.053			440.000	800.000	1.687.296
Tarapacá	79.500	975.783	-	13.445	58.909			2.835.000	800.000	4.762.637
Antofagasta	81.686		94	84.182	6.000			268.900	2.200.000	2.640.862
Atacama	14.475		160.455	178.693	15.265			4.430.125	800.000	5.599.013
Coquimbo	85.428		916.110	468.087	82.134			2.458.454	4.100.000	8.110.213
Valparaíso	743.213	8.878.176	193.803	539.920	26.235			1.734.000	5.500.000	17.615.347
Metropolitana*	1.218.406	149.143	-	540.881	-			-	4.500.000	6.408.430
O'Higgins	133.078	535.963	5.949	498.915	58.960	10.107		2.544.384	1.934.755	5.722.111
Maule	509.234		486.188	808.243	10.429			2.495.115	4.685.000	8.994.209
Biobío	218.001	7.023.033	631.876	1.099.438	106.910			7.353.000	8.800.000	25.232.258
Araucanía	483.261		749.401	785.138	171.220			4.577.500	5.000.000	11.766.520
Los Ríos	1.155.623		378.196	314.116	142.158	1.298		5.809.414	3.185.000	10.985.805
Los Lagos	1.414.596		597.886	587.531	1.190.168			3.820.504	2.500.000	10.110.685
Aysén	3.524.395		4.227	61.266	-			284.750	200.000	4.074.638
Magallanes	1.652.811		6.321	66.260	-		229.136	285.955	180.000	2.420.483
TOTAL 2010	11.369.106	17.562.099	4.353.434	6.174.030	1.909.441	11.405	229.136	39.337.101	45.184.755	126.130.507

* Comunas rurales RM

